

Lighting Setup Diagrams

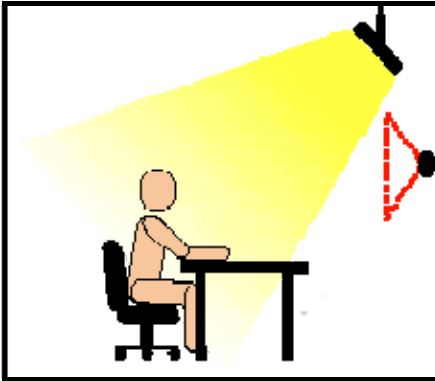
These sample diagrams show some possible configurations for our videoconferencing lights. They can help you anticipate your lighting requirements, depending on room specifications and the number of participants.

For assistance with your room requirements, please fax a drawing of your room layout to 585-359-4999 Attention: Rob Brown

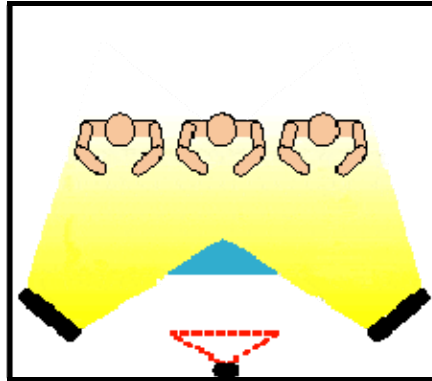
Please include the following information:

- Room dimensions
- Ceiling Height
- Ceiling Type
- Table Configuration
- Camera/Monitor Placement
- Ceiling-Mount Projector Placement (If applicable.)

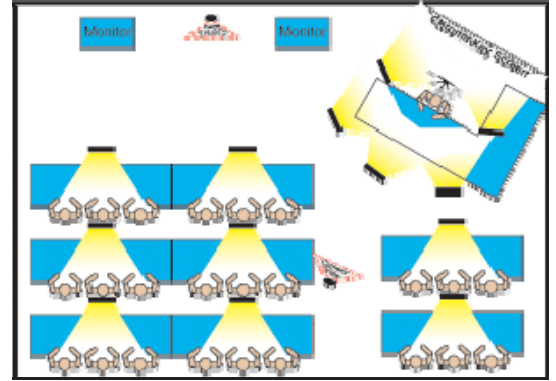
Overhead View



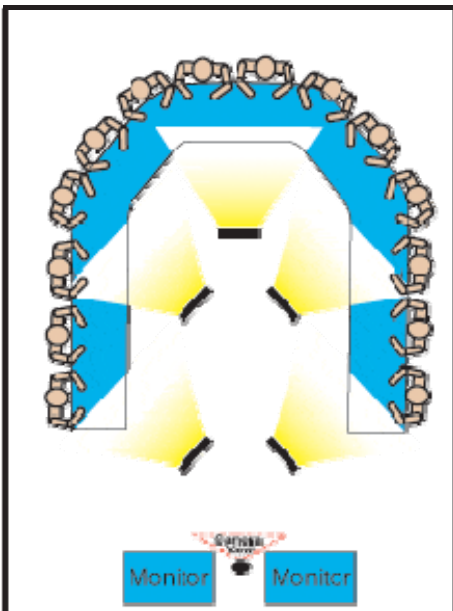
Side View



Distance Learning



"Horseshoe" Set-up



Conference Room

